| 電氣特性 Electrical Characteristics | |
|---|---|
| 總阻值 (R)<br>Total resistance | 10 Ω ~ 1 MΩ |
| 總阻值容許誤差<br>Total resistance tolerance | ± 10 % |
| 阻值線性<br>Resistance taper | B |
| 摺動雜音<br>Sliding noise | Less than 150 mV |
| 殘留阻值<br>Residual resistance | R ＜ 1 KΩ：Less than 10 Ω<br>R ≥ 1 KΩ：Less than 1 % of total resistance value |
| 定格電力<br>Rated power (W) | 0.25 W / 70 ℃ ; 0 W / 125 ℃ |
| 環境溫度範圍<br>Temperature range | -55℃ ~ 125℃<br> 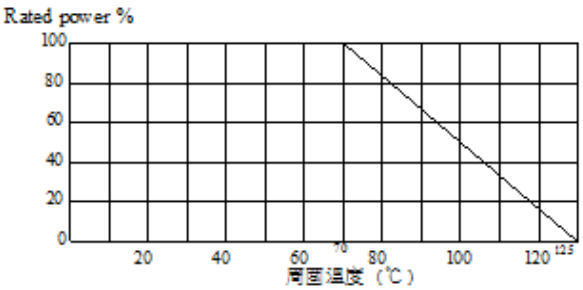 <br> |
| 額定電壓<br>Rated voltage (V) | $E=\sqrt{P*R}$<br>E：Rated voltage 額定電壓 (V)<br>P：Power rating 額定電力 (W)<br>R：Nominal total resistance 公稱全阻抗值 (Ω)<br>當額定電壓超過最高使用電壓的時候，最高使用電壓即為額定電壓。<br>When the rated voltage exceeds the maximum operating voltage,the maximum operating voltage shall be the rated voltage. |
| 最高使用電壓<br>Max operating voltage | AC 250 V |
| 絕緣阻抗<br>Insulation resistance | More than 100 MΩ at DC 500 V |
| 回轉角度<br>Adjustable angle | 260 °± 10 ° |
| 電阻溫度係數<br>Resistance temperature coefficient | 100 ppm / ℃ |
| 耐電壓<br>Withstand voltage | 1 minute at AC 600 V |

| 機械特性 Mechanical Characteristics | | |
|---|---|---|
| 項目 Item | 測試條件 Test Conditions | 規格 Performance |
| 操作力矩<br>Rotational torque | -55 ℃ ~ 125 ℃ | 30 ~ 200 gf.cm |
| 止檔強度<br>Shaft stopper strength | 將主軸轉到起點或終點處，施加力矩 1 Kgf.Cm (0.1 N.m)，保持 15 秒鐘<br>The shaft shall be rotated to one end or the other end with pull torque 1 Kgf.cm (0.1 N.m) for 15 seconds. | 操作部和關聯部沒有變形損壞。<br>Without deformation or breads in the operating part and contact part. |
| 端子強度<br>Strength of terminals | 於端子尖端各方向施加 500 gf (5 N) 之力，保持 1 秒鐘。<br>When 500 gf (5 N) are weighted on top of terminal in every direction for 1 seconds. | 無端子鬆動損壞，端子基板破裂等。<br>Loose stable of terminal and damage on stator board should not exist. |
| 焊接性能<br>Solder ability | 焊接溫度：240 ± 5 ℃<br>Soldering temperature：240 ± 5 ℃<br>浸漬時間：3 ± 0.5 seconds<br>Dipping time：3 ± 0.5 seconds | 除切割面外，75 % 以上浸焊部位被焊料覆蓋。<br>More than 75 % of the dipping part shall be covered by solder, excluding the cutting surface. |
| 耐焊接<br>Soldering heat test | 260 ℃ ± 5 ℃ for DIP soldering in 3 seconds<br>350 ℃ ± 5 ℃ for manual soldering in 3 seconds | 無端子鬆動損壞，端子基板破裂等。<br>Loose stable of terminal and damage on stator board should not exist. |

| 耐候性 Weather Performance | | |
|---|---|---|
| 項目 Item | 測試條件 Test Conditions | 規格 Performance |
| 耐濕度<br>Humidity test | 置於溫度 40 ± 2 ℃，溼度 90 ~ 95 % RH，500 小時後，放於正常環境下 1 小時，然後 1 小時內測試。<br>Testing switch being kept in the conditions at 40 ± 2 ℃ and 90 ~ 95 % RH for 500 hours in a normal ambient condition for 1 hour. then to be measured within 1 hour. | 絕緣電阻在 10 MΩ 以上，DC 500 V，耐壓 AC 600 V 持續1分鐘，操作力矩變化在 ± 30 % 之內，各部位無損壞，無機械性能異常。電阻變化 ± 10 % 以內。<br>Insulation resistance is more than 10 MΩ under DC 500 V, and also withstand voltage AC 600 V for 1 minute. The operating torque shall be within ± 30 % of initial value, and every parts should not defected in appearance and mechanical performance. The resistance change shall be within ± 10 %. |
| 耐熱性<br>Heat test | 置於溫度 125 ± 2 ℃，500 小時後，放於正常環境下 1 小時，然後 1 小時內測試。<br>Testing switch being kept in the conditions at 125 ± 2 ℃ for 500 hours and then in a normal ambient condition for 1 hour. Then to be measured within 1 hour. | |
| 低溫特性<br>Cold test | 置於溫度 -55 ± 2 ℃，500 小時後，放於正常環境下 1 小時，然後 1 小時內測試。<br>Testing switch being kept in the conditions at -55 ± 2 ℃ for 500 hours and then in a normal ambient condition for 1 hour. then to be measured within 1 hour. | |

| 耐久性 Durability | | |
|---|---|---|
| 項目 Item | 測試條件 Test Conditions | 規格 Performance |
| 壽命 (無負荷)<br>Life test (Without load) | 無負荷狀態連續測試，速度為 6 ~ 10 回 / 分，總次數 200 次。<br>200 cycles of operation shall be performed continuously at the rate of 6 ~ 10 cycles / minute without load. | 絕緣電阻在 10 MΩ 以上，DC 500 V，耐壓 AC 600 V 持續 1 分鐘，操作力矩變化在 ± 30 % 之內，各部位無損壞，無機械性能異常。<br>Insulation resistance is more than 10 MΩ under DC 500 V, and also withstand voltage AC 600 V for 1 minute. The operating torque shall be within ± 30 % of initial value, and every parts should not defected in appearance and mechanical performance. |

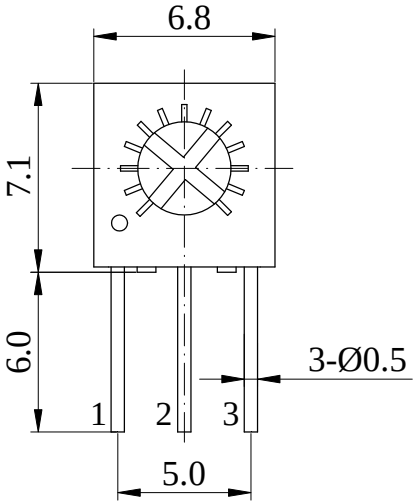


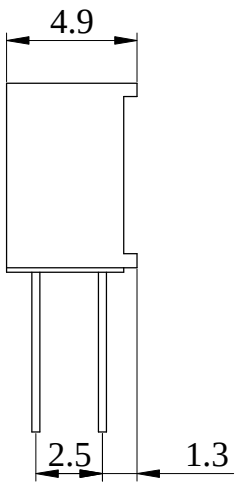


Mounting Hole

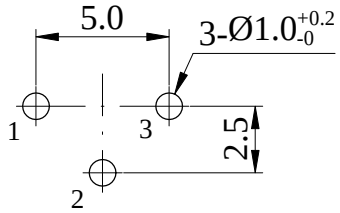


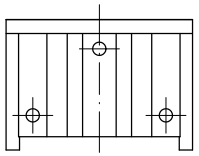

CIRCUIT

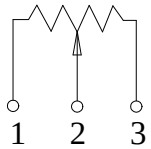


| Non notation tolerance | |
|---|---|
| < 10 | ±0.3 |
| 10 ~ 100 | ±0.5 |
| > 100 | ±0.8 |

SONG HUEI ELECTRIC CO., LTD.
FOSHAN SONG HUEI ELECTRIC CO., LTD.

MODEL: 3362W/0286

| Approval | Checked | Projected |
|---|---|---|
| R&D 2018-12-18 藍濬毅 | 廠長 2018-12-18 鄧記穩 | R&D 2018-12-18 何鴻根 |

| UNIT | mm | SCALE | 3:1 |
|---|---|---|---|
| VERSION | 1.1 | DATE | 2012.08.10 |
| DRAWING NO. | 3362-004 | | |

| ISSUE | SUBJECT | NAME | DATE |
|---|---|---|---|
| 4 | | | |
| 3 | | | |
| 2 | | | |
| 1 | 整理图元 | 何鸿根 | 2018. 12. 18 |

RECORD